

CONTINENTAL AG FUTURE (CONI) - EUX/202409

2024/07/10 18:33:59

Price
59.6722 EURDifference  0.12% (0.07)

General attributes

Symbol	CONIU24
Exchange	Eurex
Currency	EUR
Security type	Future
Underlying	CONTINENTAL AG
Maturity	09-2024
Contract size	100

Market data

Bid (Bid size)	- EUR (-)
Ask (Ask size)	- EUR (-)
Open	59.6722 EUR
High	59.6722 EUR
Low	59.6722 EUR
Close (prev. day)	59.5982 EUR
Underlying	CONTINENTAL AG
Underlying price (date)	59.08 (24/07/11)
Settlement price (date)	59.67 (24/07/10)
Open Interest	0

Performance and Risk

	6m	1Y	3Y
Perf (%)	-20.15%	-	-
Perf (abs.)	-15.06	-	-
Beta	-	-	-
Volatility	29.09	-	-

Futures and Options

Related Futures	-
Related Options	-












Information about previous performance does not guarantee future performance.
Source: FactSet

Price data

Ø price 5 days Ø volume 5 days (pcs.)	60.2917 EUR (0)
Ø price 30 days Ø volume 30 days (pcs.)	58.3110 EUR (0)
Ø price 100 days Ø volume 100 days (pcs.)	63.7327 EUR (0)
Ø price 250 days Ø volume 250 days (pcs.)	- EUR (-)
YTD High date	78.1866 EUR (2024/01/02)
YTD Low date	52.9857 EUR (2024/07/02)
52 Weeks High date	- EUR (-)
52 Weeks Low date	- EUR (-)

Recent Research

on underlying	on sector	on market		
Date			Headline	Download
2022/05/04			Global Equity Ratings	
2022/04/27			Global Equity Ratings	
2022/04/14			Global Equity Ratings	
2022/03/29			Global Equity Ratings	
2022/03/10			Global Equity Ratings	