

## CONTINENTAL AG FUTURE (CONI) - EUX/202409

2024/05/03 18:32:46

Price  
**62.4771** EURDifference  0.58% (0.36)

## General attributes

Symbol	CONIU24
Exchange	Eurex
Currency	EUR
Security type	Future
Underlying	CONTINENTAL AG
Maturity	09-2024
Contract size	100

## Market data

Bid (Bid size)	- EUR (-)
Ask (Ask size)	- EUR (-)
Open	62.4771 EUR
High	62.4771 EUR
Low	62.4771 EUR
Close (prev. day)	62.1169 EUR
Underlying	CONTINENTAL AG
Underlying price (date)	61.56 (24/05/03)
Settlement price (date)	62.48 (24/05/03)
Open Interest	0

## Performance and Risk

	6m	1Y	3Y
Perf (%)	-1.61%	-	-
Perf (abs.)	-1.02	-	-
Beta	-	-	-
Volatility	26.39	-	-

## Futures and Options

Related Futures	-
Related Options	-












Information about previous performance does not guarantee future performance.  
Source: FactSet

## Price data

Ø price 5 days   Ø volume 5 days (pcs.)	62.0637 EUR (0)
Ø price 30 days   Ø volume 30 days (pcs.)	64.0459 EUR (0)
Ø price 100 days   Ø volume 100 days (pcs.)	71.0406 EUR (0)
Ø price 250 days   Ø volume 250 days (pcs.)	- EUR (-)
YTD High   date	78.1866 EUR (2024/01/02)
YTD Low   date	61.0394 EUR (2024/04/17)
52 Weeks High   date	- EUR (-)
52 Weeks Low   date	- EUR (-)

## Recent Research

on underlying	on sector	on market	
Date		Headline	Download
2022/05/04		Global Equity Ratings	
2022/04/27		Global Equity Ratings	
2022/04/14		Global Equity Ratings	
2022/03/29		Global Equity Ratings	
2022/03/10		Global Equity Ratings	