

KONE OYJ FUTURE (KC4L) - EUX/202409

2024/09/02 18:40:09

Price
49.2444 EURDifference  0.69% (0.34)

General attributes

Symbol	KC4LU24
Exchange	Eurex
Currency	EUR
Security type	Future
Underlying	KONE OYJ
Maturity	09-2024
Contract size	100

Market data

Bid (Bid size)	- EUR (-)
Ask (Ask size)	- EUR (-)
Open	49.2444 EUR
High	49.2444 EUR
Low	49.2444 EUR
Close (prev. day)	48.9091 EUR
Underlying	KONE OYJ
Underlying price (date)	49.33 (24/09/03)
Settlement price (date)	49.24 (24/09/02)
Open Interest	0

Performance and Risk

	6m	1Y	3Y
Perf (%)	+9.83%	+18.51%	-
Perf (abs.)	+4.41	+7.69	-
Beta	-	-	-
Volatility	17.35	20.60	-

Futures and Options

Related Futures	-
Related Options	-












Information about previous performance does not guarantee future performance.
Source: FactSet

Price data

Ø price 5 days Ø volume 5 days (pcs.)	48.4028 EUR (0)
Ø price 30 days Ø volume 30 days (pcs.)	47.1601 EUR (0)
Ø price 100 days Ø volume 100 days (pcs.)	47.3808 EUR (0)
Ø price 250 days Ø volume 250 days (pcs.)	44.5797 EUR (0)
YTD High date	51.8311 EUR (2024/05/16)
YTD Low date	42.1891 EUR (2024/01/17)
52 Weeks High date	51.8311 EUR (2024/05/16)
52 Weeks Low date	38.1817 EUR (2023/10/24)

Recent Research

on underlying	on sector	on market		
Date			Headline	Download
2023/10/27			Global Equity Ratings	
2023/09/29			Global Equity Ratings	
2023/09/08			Global Equity Ratings	
2023/08/22			Global Equity Ratings	
2023/08/17			Global Equity Ratings	