

KONE OYJ FUTURE (KC4L) - EUX/202409

2024/05/20 19:00:45

Price
50.0258 EURDifference  -2.02% (-1.03)

General attributes

| | |
|---------------|----------|
| Symbol | KC4LU24 |
| Exchange | Eurex |
| Currency | EUR |
| Security type | Future |
| Underlying | KONE OYJ |
| Maturity | 09-2024 |
| Contract size | 100 |

Market data

| | |
|-------------------------|------------------|
| Bid (Bid size) | - EUR (-) |
| Ask (Ask size) | - EUR (-) |
| Open | 50.0258 EUR |
| High | 50.0258 EUR |
| Low | 50.0258 EUR |
| Close (prev. day) | 51.0566 EUR |
| Underlying | KONE OYJ |
| Underlying price (date) | 48.88 (24/05/21) |
| Settlement price (date) | 50.03 (24/05/20) |
| Open Interest | 0 |

Performance and Risk

| | 6m | 1Y | 3Y |
|-------------|---------|----|----|
| Perf (%) | +20.08% | - | - |
| Perf (abs.) | +8.37 | - | - |
| Beta | - | - | - |
| Volatility | 22.43 | - | - |

Futures and Options

| | |
|-----------------|---|
| Related Futures | - |
| Related Options | - |

5Y













Information about previous performance does not guarantee future performance.
Source: FactSet

Price data

| | |
|---|--------------------------|
| Ø price 5 days Ø volume 5 days (pcs.) | 50.7243 EUR (0) |
| Ø price 30 days Ø volume 30 days (pcs.) | 46.7370 EUR (0) |
| Ø price 100 days Ø volume 100 days (pcs.) | 45.3114 EUR (0) |
| Ø price 250 days Ø volume 250 days (pcs.) | - EUR (-) |
| YTD High date | 51.8311 EUR (2024/05/16) |
| YTD Low date | 42.1891 EUR (2024/01/17) |
| 52 Weeks High date | - EUR (-) |
| 52 Weeks Low date | - EUR (-) |

Recent Research

| on underlying | on sector | on market | | |
|---------------|---|-----------|-----------------------|---|
| Date | | | Headline | Download |
| 2023/10/27 |  | | Global Equity Ratings |  |
| 2023/09/29 |  | | Global Equity Ratings |  |
| 2023/09/08 |  | | Global Equity Ratings |  |
| 2023/08/22 |  | | Global Equity Ratings |  |
| 2023/08/17 |  | | Global Equity Ratings |  |