

# SANOFI S.A. FUTURE (SNWG) - EUX/202409

2024/09/17 18:46:15

**Price**  
**102.9332** EUR

**Difference**  **-0.42% (-0.43)**

### General attributes

Symbol	SNWGU24
Exchange	Eurex
Currency	EUR
Security type	Future
Underlying	SANOFI S.A.
Maturity	09-2024
Contract size	100

### Market data

Bid (Bid size)	- EUR (-)
Ask (Ask size)	- EUR (-)
Open	102.9332 EUR
High	102.9332 EUR
Low	102.9332 EUR
Close (prev. day)	103.3644 EUR
Underlying	SANOFI S.A.
Underlying price (date)	102.96 (24/09/18)
Settlement price (date)	102.93 (24/09/17)
Open Interest	14,003

### Performance and Risk

	6m	1Y	3Y
Perf (%)	+18.74%	-0.92%	-
Perf (abs.)	+16.24	-0.96	-
Beta	-	-	-
Volatility	19.25	28.27	-

### Futures and Options

Related Futures	-
Related Options	-










5Y

Information about previous performance does not guarantee future performance.  
Source: FactSet

### Price data

Ø price 5 days   Ø volume 5 days (pcs.)	103.4649 EUR (563)
Ø price 30 days   Ø volume 30 days (pcs.)	101.1333 EUR (127)
Ø price 100 days   Ø volume 100 days (pcs.)	94.6870 EUR (220)
Ø price 250 days   Ø volume 250 days (pcs.)	91.7146 EUR (88)
YTD High   date	105.8847 EUR (2024/09/09)
YTD Low   date	83.3082 EUR (2024/04/18)
52 Weeks High   date	105.8847 EUR (2024/09/09)
52 Weeks Low   date	81.3319 EUR (2023/10/27)

### Recent Research

on underlying	on sector	on market	
Date		Headline	Download
2024/09/11		Global Equity Ratings	
2024/09/05		Global Equity Ratings	
2024/08/12		Global Equity Ratings	
2024/07/24		Global Equity Ratings	
2024/07/12		Global Equity Ratings	