

NVIDIA CORP. FUTURE (NVDF) - EUX/202409

2024/07/16 18:50:44

Price
127.6694 USD

Difference  -2.06% (-2.68)

General attributes

Symbol	NVDFU24
Exchange	Eurex
Currency	USD
Security type	Future
Underlying	NVIDIA CORP.
Maturity	09-2024
Contract size	100

Market data

Bid (Bid size)	- USD (-)
Ask (Ask size)	- USD (-)
Open	127.6694 USD
High	127.6694 USD
Low	127.6694 USD
Close (prev. day)	130.3514 USD
Underlying	NVIDIA CORP.
Underlying price (date)	126.36 (24/07/16)
Settlement price (date)	127.67 (24/07/16)
Open Interest	0

Performance and Risk

	6m	1Y	3Y
Perf (%)	-78.27%	-	-
Perf (abs.)	-459.98	-	-
Beta	-	-	-
Volatility	329.02	-	-

Futures and Options

Related Futures	-
Related Options	-

5Y












Information about previous performance does not guarantee future performance.
Source: FactSet

Price data

Ø price 5 days Ø volume 5 days (pcs.)	131.1515 USD (0)
Ø price 30 days Ø volume 30 days (pcs.)	238.1070 USD (0)
Ø price 100 days Ø volume 100 days (pcs.)	722.1439 USD (0)
Ø price 250 days Ø volume 250 days (pcs.)	- USD (-)
YTD High date	1,224.4718 USD (2024/06/06)
YTD Low date	121.2670 USD (2024/06/11)
52 Weeks High date	- USD (-)
52 Weeks Low date	- USD (-)

Recent Research

on underlying	on sector	on market	
Date		Headline	Download
2024/07/12		Global Equity Ratings	
2024/06/21		Global Equity Ratings	
2024/06/14		Global Equity Ratings	
2024/05/29		Global Equity Ratings	
2024/04/26		Global Equity Ratings	