

YPSOMED HOLDING AG FUTURE (YPSF) - EUX/202409

2024/08/16 19:02:16

Price
411.4821 CHFDifference  0.36% (1.49)

General attributes

Symbol	YPSFU24
Exchange	Eurex
Currency	CHF
Security type	Future
Underlying	YPSOMED HOLDING AG
Maturity	09-2024
Contract size	100

Market data

Bid (Bid size)	- CHF (-)
Ask (Ask size)	- CHF (-)
Open	411.4821 CHF
High	411.4821 CHF
Low	411.4821 CHF
Close (prev. day)	409.993 CHF
Underlying	YPSOMED HOLDING AG
Underlying price (date)	411.00 (24/08/16)
Settlement price (date)	411.48 (24/08/16)
Open Interest	0

Performance and Risk

	6m	1Y	3Y
Perf (%)	+18.86%	-	-
Perf (abs.)	+65.30	-	-
Beta	-	-	-
Volatility	33.79	-	-

Futures and Options

Related Futures	-
Related Options	-

5Y












Information about previous performance does not guarantee future performance.
Source: FactSet

Price data

Ø price 5 days Ø volume 5 days (pcs.)	405.7993 CHF (0)
Ø price 30 days Ø volume 30 days (pcs.)	405.5556 CHF (0)
Ø price 100 days Ø volume 100 days (pcs.)	383.2587 CHF (0)
Ø price 250 days Ø volume 250 days (pcs.)	332.5405 CHF (0)
YTD High date	430.5298 CHF (2024/07/11)
YTD Low date	294.1613 CHF (2024/01/17)
52 Weeks High date	- CHF (-)
52 Weeks Low date	- CHF (-)

Recent Research

on sector		on market	
Date		Headline	Download
2024/08/12		Global Equity Ratings	
2024/07/24		Global Equity Ratings	
2024/07/12		Global Equity Ratings	
2024/06/21		Global Equity Ratings	
2024/06/14		Global Equity Ratings	