

LONZA GROUP AG FUTURE (LONG) - EUX/202409

2024/08/15 18:48:17

Price
552.0638 CHFDifference  0.18% (0.99)

General attributes

Symbol	LONGU24
Exchange	Eurex
Currency	CHF
Security type	Future
Underlying	LONZA GROUP AG
Maturity	09-2024
Contract size	100

Market data

Bid (Bid size)	- CHF (-)
Ask (Ask size)	- CHF (-)
Open	552.0638 CHF
High	552.0638 CHF
Low	552.0638 CHF
Close (prev. day)	551.0762 CHF
Underlying	LONZA GROUP AG
Underlying price (date)	548.40 (24/08/16)
Settlement price (date)	552.06 (24/08/15)
Open Interest	750

Performance and Risk

	6m	1Y	3Y
Perf (%)	+20.22%	-	-
Perf (abs.)	+92.86	-	-
Beta	-	-	-
Volatility	27.45	-	-

Futures and Options

Related Futures	-
Related Options	-












Information about previous performance does not guarantee future performance.
Source: FactSet

Price data

Ø price 5 days Ø volume 5 days (pcs.)	551.0619 CHF (0)
Ø price 30 days Ø volume 30 days (pcs.)	540.0644 CHF (0)
Ø price 100 days Ø volume 100 days (pcs.)	520.0563 CHF (8)
Ø price 250 days Ø volume 250 days (pcs.)	452.2137 CHF (3)
YTD High date	588.3882 CHF (2024/07/31)
YTD Low date	344.6155 CHF (2024/01/05)
52 Weeks High date	- CHF (-)
52 Weeks Low date	- CHF (-)

Recent Research

on sector		on market	
Date		Headline	Download
2024/08/12		Global Equity Ratings	
2024/07/24		Global Equity Ratings	
2024/07/12		Global Equity Ratings	
2024/06/21		Global Equity Ratings	
2024/06/14		Global Equity Ratings	