

ARCELORMITTAL S.A. FUTURE (ISPI) - EUX/202409

2024/09/18 18:40:56

Price
21.1045 EURDifference  0.70% (0.15)

General attributes

Symbol	ISPIU24
Exchange	Eurex
Currency	EUR
Security type	Future
Underlying	ARCELORMITTAL S.A.
Maturity	09-2024
Contract size	100

Market data

Bid (Bid size)	- EUR (-)
Ask (Ask size)	- EUR (-)
Open	21.1045 EUR
High	21.1045 EUR
Low	21.1045 EUR
Close (prev. day)	20.9568 EUR
Underlying	ARCELORMITTAL S.A.
Underlying price (date)	21.10 (24/09/18)
Settlement price (date)	21.10 (24/09/18)
Open Interest	0

Performance and Risk

	6m	1Y	3Y
Perf (%)	-14.42%	-16.13%	-
Perf (abs.)	-3.53	-4.03	-
Beta	-	-	-
Volatility	25.43	26.13	-

Futures and Options

Related Futures	-
Related Options	-

5Y












Information about previous performance does not guarantee future performance.
Source: FactSet

Price data

Ø price 5 days Ø volume 5 days (pcs.)	20.3775 EUR (0)
Ø price 30 days Ø volume 30 days (pcs.)	20.4595 EUR (0)
Ø price 100 days Ø volume 100 days (pcs.)	21.9048 EUR (0)
Ø price 250 days Ø volume 250 days (pcs.)	23.3304 EUR (0)
YTD High date	26.9438 EUR (2024/02/09)
YTD Low date	19.1620 EUR (2024/08/05)
52 Weeks High date	26.9438 EUR (2024/02/09)
52 Weeks Low date	19.1620 EUR (2024/08/05)

Recent Research

on sector		on market	
Date		Headline	Download
2024/09/11		Global Equity Ratings	
2024/09/05		Global Equity Ratings	
2024/08/12		Global Equity Ratings	
2024/07/24		Global Equity Ratings	
2024/07/12		Global Equity Ratings	