

ABN AMRO GROUP N.V. FUTURE (ABNF) - EUX/202409

2024/08/16 19:01:07	
Price	15.196 EUR
Difference	 -0.04% (-0.01)
General attributes	
Symbol	ABNFU24
Exchange	Eurex
Currency	EUR
Security type	Future
Underlying	ABN AMRO BANK N.V. DR EACH REP SHS
Maturity	09-2024
Contract size	100
Market data	
Bid (Bid size)	- EUR (-)
Ask (Ask size)	- EUR (-)
Open	15.196 EUR
High	15.196 EUR
Low	15.196 EUR
Close (prev. day)	15.2026 EUR
Underlying	ABN AMRO BANK N.V. DR EACH REP SHS
Underlying price (date)	15.19 (24/08/16)
Settlement price (date)	15.20 (24/08/16)
Open Interest	0








Information about previous performance does not guarantee future performance.
Source: FactSet

Performance and Risk			
	6m	1Y	3Y
Perf (%)	+10.90%	-	-
Perf (abs.)	+1.49	-	-
Beta	-	-	-
Volatility	23.73	-	-
Futures and Options			
Related Futures	-	-	-
Related Options	-	-	-

Price data	
Ø price 5 days Ø volume 5 days (pcs.)	14.904 EUR (0)
Ø price 30 days Ø volume 30 days (pcs.)	15.342 EUR (0)
Ø price 100 days Ø volume 100 days (pcs.)	15.253 EUR (0)
Ø price 250 days Ø volume 250 days (pcs.)	13.832 EUR (0)
YTD High date	16.452 EUR (2024/05/14)
YTD Low date	12.211 EUR (2024/02/07)
52 Weeks High date	- EUR (-)
52 Weeks Low date	- EUR (-)

Recent Research

on sector		on market	
Date		Headline	Download
2024/08/16		Akciové trhy - denní zpráva	
2024/08/15		Akciové trhy - denní zpráva	
2024/08/14		Akciové trhy - denní zpráva	
2024/08/13		Akciové trhy - denní zpráva	
2024/08/12		Global Equity Ratings	