

## FORBO HOLDING AG FUTURE (FORF) - EUX/202409

2024/08/22 18:35:24

Price  
**867.8461** CHFDifference  -0.23% (-2.03)

## General attributes

Symbol	FORFU24
Exchange	Eurex
Currency	CHF
Security type	Future
Underlying	FORBO HOLDING AG
Maturity	09-2024
Contract size	10

## Market data

Bid (Bid size)	- CHF (-)
Ask (Ask size)	- CHF (-)
Open	867.8461 CHF
High	867.8461 CHF
Low	867.8461 CHF
Close (prev. day)	869.8754 CHF
Underlying	FORBO HOLDING AG
Underlying price (date)	867.00 (24/08/22)
Settlement price (date)	867.85 (24/08/22)
Open Interest	0

## Performance and Risk

	6m	1Y	3Y
Perf (%)	-14.31%	-23.46%	-
Perf (abs.)	-145.22	-266.59	-
Beta	-	-	-
Volatility	21.14	-	-

## Futures and Options

Related Futures	-
Related Options	-

5Y












Information about previous performance does not guarantee future performance.  
Source: FactSet

## Price data

Ø price 5 days   Ø volume 5 days (pcs.)	885.7736 CHF (0)
Ø price 30 days   Ø volume 30 days (pcs.)	964.2368 CHF (0)
Ø price 100 days   Ø volume 100 days (pcs.)	1,045.0028 CHF (0)
Ø price 250 days   Ø volume 250 days (pcs.)	1,048.3736 CHF (0)
YTD High   date	1,139.7736 CHF (2024/03/28)
YTD Low   date	869.8754 CHF (2024/08/21)
52 Weeks High   date	- CHF (-)
52 Weeks Low   date	- CHF (-)

## Recent Research

on sector		on market	
Date		Headline	Download
2024/08/12		Global Equity Ratings	
2024/07/24		Global Equity Ratings	
2024/07/12		Global Equity Ratings	
2024/06/21		Global Equity Ratings	
2024/06/14		Global Equity Ratings	