

EVONIK INDUSTRIES AG FUTURE (EVKF) - EUX/202409

2024/09/13 18:35:08

Price
19.995 EURDifference  0.92% (0.18)

General attributes

Symbol	EVKFU24
Exchange	Eurex
Currency	EUR
Security type	Future
Underlying	EVONIK INDUSTRIES AG
Maturity	09-2024
Contract size	100

Market data

Bid (Bid size)	- EUR (-)
Ask (Ask size)	- EUR (-)
Open	19.995 EUR
High	19.995 EUR
Low	19.995 EUR
Close (prev. day)	19.812 EUR
Underlying	EVONIK INDUSTRIES AG
Underlying price (date)	19.98 (24/09/13)
Settlement price (date)	20.00 (24/09/13)
Open Interest	0

Performance and Risk

	6m	1Y	3Y
Perf (%)	+18.44%	+13.44%	-
Perf (abs.)	+3.08	+2.35	-
Beta	-	-	-
Volatility	18.17	19.77	-

Futures and Options

Related Futures	-
Related Options	-

5Y












Information about previous performance does not guarantee future performance.
Source: FactSet

Price data

Ø price 5 days Ø volume 5 days (pcs.)	19.722 EUR (0)
Ø price 30 days Ø volume 30 days (pcs.)	19.291 EUR (0)
Ø price 100 days Ø volume 100 days (pcs.)	19.251 EUR (0)
Ø price 250 days Ø volume 250 days (pcs.)	18.046 EUR (0)
YTD High date	20.139 EUR (2024/09/02)
YTD Low date	16.342 EUR (2024/01/17)
52 Weeks High date	20.139 EUR (2024/09/02)
52 Weeks Low date	15.701 EUR (2023/10/25)

Recent Research

on sector		on market	
Date		Headline	Download
2024/09/11		Global Equity Ratings	
2024/09/05		Global Equity Ratings	
2024/08/12		Global Equity Ratings	
2024/07/24		Global Equity Ratings	
2024/07/12		Global Equity Ratings	