

EVONIK INDUSTRIES AG FUTURE (EVKF) - EUX/202409

2024/07/26 18:35:14

Price
19.0423 EURDifference  -0.38% (-0.07)

General attributes

Symbol	EVKFU24
Exchange	Eurex
Currency	EUR
Security type	Future
Underlying	EVONIK INDUSTRIES AG
Maturity	09-2024
Contract size	100

Market data

Bid (Bid size)	- EUR (-)
Ask (Ask size)	- EUR (-)
Open	19.0423 EUR
High	19.0423 EUR
Low	19.0423 EUR
Close (prev. day)	19.1149 EUR
Underlying	EVONIK INDUSTRIES AG
Underlying price (date)	18.925 (24/07/26)
Settlement price (date)	19.04 (24/07/26)
Open Interest	0

Performance and Risk

	6m	1Y	3Y
Perf (%)	+12.27%	-	-
Perf (abs.)	+2.08	-	-
Beta	-	-	-
Volatility	18.64	-	-

Futures and Options

Related Futures	-
Related Options	-












Information about previous performance does not guarantee future performance.
Source: FactSet

Price data

Ø price 5 days Ø volume 5 days (pcs.)	19.0546 EUR (0)
Ø price 30 days Ø volume 30 days (pcs.)	19.1966 EUR (0)
Ø price 100 days Ø volume 100 days (pcs.)	18.7273 EUR (0)
Ø price 250 days Ø volume 250 days (pcs.)	- EUR (-)
YTD High date	20.0693 EUR (2024/05/15)
YTD Low date	16.3415 EUR (2024/01/17)
52 Weeks High date	- EUR (-)
52 Weeks Low date	- EUR (-)

Recent Research

on sector		on market	
Date		Headline	Download
2024/07/24		Global Equity Ratings	
2024/07/12		Global Equity Ratings	
2024/06/21		Global Equity Ratings	
2024/06/14		Global Equity Ratings	
2024/05/29		Global Equity Ratings	

5Y