

ESSILORLUX. SA STOCK TRACKING FUTURE (1EFX) - EUX/202409

2024/09/18 19:02:51

Price
204.844 EUR

Difference  -0.35% (-0.72)

General attributes

Symbol	1EFXU24
Exchange	Eurex
Currency	EUR
Security type	Future
Underlying	ESSILORLUXOTTICA
Maturity	09-2024
Contract size	100

Market data

Bid (Bid size)	- EUR (-)
Ask (Ask size)	- EUR (-)
Open	204.844 EUR
High	204.844 EUR
Low	204.844 EUR
Close (prev. day)	205.5663 EUR
Underlying	ESSILORLUXOTTICA
Underlying price (date)	204.80 (24/09/18)
Settlement price (date)	204.84 (24/09/18)
Open Interest	0

Performance and Risk

	6m	1Y	3Y
Perf (%)	-4.00%	+12.29%	-
Perf (abs.)	-8.57	+22.49	-
Beta	-	-	-
Volatility	20.48	18.41	-

Futures and Options

Related Futures	-
Related Options	-

5Y










Information about previous performance does not guarantee future performance.
Source: FactSet

Price data

Ø price 5 days Ø volume 5 days (pcs.)	208.239 EUR (0)
Ø price 30 days Ø volume 30 days (pcs.)	211.768 EUR (0)
Ø price 100 days Ø volume 100 days (pcs.)	207.943 EUR (0)
Ø price 250 days Ø volume 250 days (pcs.)	197.565 EUR (0)
YTD High date	215.903 EUR (2024/08/29)
YTD Low date	180.458 EUR (2024/01/17)
52 Weeks High date	215.903 EUR (2024/08/29)
52 Weeks Low date	168.824 EUR (2023/10/19)

Recent Research

on sector		on market	
Date		Headline	Download
2024/09/11		Global Equity Ratings	
2024/09/05		Global Equity Ratings	
2024/08/12		Global Equity Ratings	
2024/07/24		Global Equity Ratings	
2024/07/12		Global Equity Ratings	