

ESSILORLUX. SA STOCK TRACKING FUTURE (1EFX) - EUX/202409

2024/09/13 18:39:15

Price
208.9571 EUR

Difference  **-0.01% (-0.02)**

General attributes

| | |
|---------------|------------------|
| Symbol | 1EFXU24 |
| Exchange | Eurex |
| Currency | EUR |
| Security type | Future |
| Underlying | ESSILORLUXOTTICA |
| Maturity | 09-2024 |
| Contract size | 100 |

Market data

| | |
|-------------------------|-------------------|
| Bid (Bid size) | - EUR (-) |
| Ask (Ask size) | - EUR (-) |
| Open | 208.9571 EUR |
| High | 208.9571 EUR |
| Low | 208.9571 EUR |
| Close (prev. day) | 208.9794 EUR |
| Underlying | ESSILORLUXOTTICA |
| Underlying price (date) | 208.80 (24/09/13) |
| Settlement price (date) | 208.96 (24/09/13) |
| Open Interest | 0 |

Performance and Risk

| | 6m | 1Y | 3Y |
|-------------|--------|---------|----|
| Perf (%) | -0.95% | +15.09% | - |
| Perf (abs.) | -2.01 | +27.39 | - |
| Beta | - | - | - |
| Volatility | 20.46 | 18.41 | - |

Futures and Options

| | |
|-----------------|---|
| Related Futures | - |
| Related Options | - |

5Y













Information about previous performance does not guarantee future performance.
Source: FactSet

Price data

| | |
|---|---------------------------|
| Ø price 5 days Ø volume 5 days (pcs.) | 209.9427 EUR (0) |
| Ø price 30 days Ø volume 30 days (pcs.) | 211.8604 EUR (0) |
| Ø price 100 days Ø volume 100 days (pcs.) | 207.9275 EUR (0) |
| Ø price 250 days Ø volume 250 days (pcs.) | 197.3032 EUR (0) |
| YTD High date | 215.9032 EUR (2024/08/29) |
| YTD Low date | 180.4582 EUR (2024/01/17) |
| 52 Weeks High date | 215.9032 EUR (2024/08/29) |
| 52 Weeks Low date | 168.8242 EUR (2023/10/19) |

Recent Research

| on sector | | on market | |
|------------|---|-----------------------|---|
| Date | | Headline | Download |
| 2024/09/11 |  | Global Equity Ratings |  |
| 2024/09/05 |  | Global Equity Ratings |  |
| 2024/08/12 |  | Global Equity Ratings |  |
| 2024/07/24 |  | Global Equity Ratings |  |
| 2024/07/12 |  | Global Equity Ratings |  |