

ESSILORLUX. SA STOCK TRACKING FUTURE (1EFX) - EUX/202409

2024/05/20 18:56:52

Price
212.3412 EUR

Difference  0.44% (0.94)

General attributes

Symbol	1EFXU24
Exchange	Eurex
Currency	EUR
Security type	Future
Underlying	ESSILORLUXOTTICA
Maturity	09-2024
Contract size	100

Market data

Bid (Bid size)	- EUR (-)
Ask (Ask size)	- EUR (-)
Open	212.3412 EUR
High	212.3412 EUR
Low	212.3412 EUR
Close (prev. day)	211.4017 EUR
Underlying	ESSILORLUXOTTICA
Underlying price (date)	209.60 (24/05/20)
Settlement price (date)	212.34 (24/05/20)
Open Interest	0

Performance and Risk

	6m	1Y	3Y
Perf (%)	+13.67%	-	-
Perf (abs.)	+25.42	-	-
Beta	-	-	-
Volatility	15.46	-	-

Futures and Options

Related Futures	-
Related Options	-

5Y












Information about previous performance does not guarantee future performance.
Source: FactSet

Price data

Ø price 5 days Ø volume 5 days (pcs.)	209.6776 EUR (0)
Ø price 30 days Ø volume 30 days (pcs.)	207.2985 EUR (0)
Ø price 100 days Ø volume 100 days (pcs.)	199.8180 EUR (0)
Ø price 250 days Ø volume 250 days (pcs.)	- EUR (-)
YTD High date	215.3632 EUR (2024/03/27)
YTD Low date	180.4582 EUR (2024/01/17)
52 Weeks High date	- EUR (-)
52 Weeks Low date	- EUR (-)

Recent Research

on sector		on market	
Date		Headline	Download
2024/04/26		Global Equity Ratings	
2024/04/03		Global Equity Ratings	
2024/03/13		Global Equity Ratings	
2024/02/22		Global Equity Ratings	
2024/02/14		Global Equity Ratings	