

## KERING S.A. FUTURE (PPXH) - EUX/202409

2024/07/26 18:35:43

Price  
**285.9617** EURDifference  2.16% (6.06)

## General attributes

Symbol	PPXHU24
Exchange	Eurex
Currency	EUR
Security type	Future
Underlying	KERING S.A.
Maturity	09-2024
Contract size	100

## Market data

Bid (Bid size)	- EUR (-)
Ask (Ask size)	- EUR (-)
Open	285.9617 EUR
High	285.9617 EUR
Low	285.9617 EUR
Close (prev. day)	279.9051 EUR
Underlying	KERING S.A.
Underlying price (date)	284.20 (24/07/26)
Settlement price (date)	285.96 (24/07/26)
Open Interest	14,170

## Performance and Risk

	6m	1Y	3Y
Perf (%)	-25.95%	-	-
Perf (abs.)	-100.19	-	-
Beta	-	-	-
Volatility	35.02	-	-

## Futures and Options

Related Futures	-
Related Options	-

5Y












Information about previous performance does not guarantee future performance.  
Source: FactSet

## Price data

Ø price 5 days   Ø volume 5 days (pcs.)	301.2744 EUR (200)
Ø price 30 days   Ø volume 30 days (pcs.)	322.7717 EUR (144)
Ø price 100 days   Ø volume 100 days (pcs.)	343.2594 EUR (132)
Ø price 250 days   Ø volume 250 days (pcs.)	- EUR (-)
YTD High   date	435.6481 EUR (2024/02/22)
YTD Low   date	279.9051 EUR (2024/07/25)
52 Weeks High   date	- EUR (-)
52 Weeks Low   date	- EUR (-)

## Recent Research

on underlying	on sector	on market		
Date			Headline	Download
2024/02/14			Global Equity Ratings	
2024/01/23			Global Equity Ratings	
2023/12/21			Global Equity Ratings	
2023/12/07			Global Equity Ratings	
2023/11/24			Global Equity Ratings	