

KERING S.A. FUTURE (PPXH) - EUX/202409

2024/05/22 18:36:42

Price
334.392 EURDifference  -0.96% (-3.23)

General attributes

Symbol	PPXHU24
Exchange	Eurex
Currency	EUR
Security type	Future
Underlying	KERING S.A.
Maturity	09-2024
Contract size	100

Market data

Bid (Bid size)	- EUR (-)
Ask (Ask size)	- EUR (-)
Open	334.392 EUR
High	334.392 EUR
Low	334.392 EUR
Close (prev. day)	337.6244 EUR
Underlying	KERING S.A.
Underlying price (date)	330.15 (24/05/22)
Settlement price (date)	334.39 (24/05/22)
Open Interest	1,550

Performance and Risk

	6m	1Y	3Y
Perf (%)	-17.58%	-	-
Perf (abs.)	-71.34	-	-
Beta	-	-	-
Volatility	33.29	-	-

Futures and Options

Related Futures	-
Related Options	-

5Y












Information about previous performance does not guarantee future performance.
Source: FactSet

Price data

Ø price 5 days Ø volume 5 days (pcs.)	338.936 EUR (0)
Ø price 30 days Ø volume 30 days (pcs.)	338.077 EUR (52)
Ø price 100 days Ø volume 100 days (pcs.)	376.214 EUR (16)
Ø price 250 days Ø volume 250 days (pcs.)	- EUR (-)
YTD High date	435.648 EUR (2024/02/22)
YTD Low date	323.047 EUR (2024/04/24)
52 Weeks High date	- EUR (-)
52 Weeks Low date	- EUR (-)

Recent Research

on underlying	on sector	on market		
Date			Headline	Download
2024/02/14			Global Equity Ratings	
2024/01/23			Global Equity Ratings	
2023/12/21			Global Equity Ratings	
2023/12/07			Global Equity Ratings	
2023/11/24			Global Equity Ratings	