

E.ON SE FUTURE (EOAI) - EUX/202409

2024/09/17 18:45:53

Price
13.7044 EURDifference  0.32% (0.04)

General attributes

Symbol	EOAIU24
Exchange	Eurex
Currency	EUR
Security type	Future
Underlying	E.ON SE
Maturity	09-2024
Contract size	100

Market data

Bid (Bid size)	- EUR (-)
Ask (Ask size)	- EUR (-)
Open	13.7044 EUR
High	13.7044 EUR
Low	13.7044 EUR
Close (prev. day)	13.6609 EUR
Underlying	E.ON SE
Underlying price (date)	13.535 (24/09/18)
Settlement price (date)	13.70 (24/09/17)
Open Interest	0

Performance and Risk

	6m	1Y	3Y
Perf (%)	+9.25%	+17.00%	-
Perf (abs.)	+1.16	+1.99	-
Beta	-	-	-
Volatility	17.46	18.23	-

Futures and Options

Related Futures	-
Related Options	-

5Y











Information about previous performance does not guarantee future performance.
Source: FactSet

Price data

Ø price 5 days Ø volume 5 days (pcs.)	13.5490 EUR (0)
Ø price 30 days Ø volume 30 days (pcs.)	12.8036 EUR (0)
Ø price 100 days Ø volume 100 days (pcs.)	12.6500 EUR (0)
Ø price 250 days Ø volume 250 days (pcs.)	12.1741 EUR (0)
YTD High date	13.7044 EUR (2024/09/17)
YTD Low date	11.5408 EUR (2024/02/27)
52 Weeks High date	13.7044 EUR (2024/09/17)
52 Weeks Low date	10.6048 EUR (2023/10/03)

Recent Research

on underlying	on sector	on market		
Date			Headline	Download
2022/12/19			Global Equity Ratings	
2022/11/28			Global Equity Ratings	
2022/11/18			Global Equity Ratings	
2022/10/31			Global Equity Ratings	
2022/10/05			Global Equity Ratings	