

NORFOLK SOUTHERN CORP. FUTURE (NSCF) - EUX/202409

2024/08/16 19:01:45

Price
241.5681 USD

Difference  -0.73% (-1.78)

General attributes

Symbol	NSCFU24
Exchange	Eurex
Currency	USD
Security type	Future
Underlying	NORFOLK SOUTHERN CORP
Maturity	09-2024
Contract size	100

Market data

Bid (Bid size)	- USD (-)
Ask (Ask size)	- USD (-)
Open	241.5681 USD
High	241.5681 USD
Low	241.5681 USD
Close (prev. day)	243.3448 USD
Underlying	NORFOLK SOUTHERN CORP
Underlying price (date)	240.44 (24/08/16)
Settlement price (date)	241.57 (24/08/16)
Open Interest	0

Performance and Risk

	6m	1Y	3Y
Perf (%)	-6.99%	-	-
Perf (abs.)	-18.16	-	-
Beta	-	-	-
Volatility	27.38	-	-

Futures and Options

Related Futures	-
Related Options	-

5Y






Information about previous performance does not guarantee future performance.
Source: FactSet

Price data

Ø price 5 days Ø volume 5 days (pcs.)	240.7335 USD (0)
Ø price 30 days Ø volume 30 days (pcs.)	235.2044 USD (0)
Ø price 100 days Ø volume 100 days (pcs.)	234.1124 USD (0)
Ø price 250 days Ø volume 250 days (pcs.)	230.9572 USD (0)
YTD High date	267.0117 USD (2024/03/13)
YTD Low date	211.6775 USD (2024/06/25)
52 Weeks High date	- USD (-)
52 Weeks Low date	- USD (-)

Recent Research

on sector		on market	
Date		Headline	Download
2024/08/12		Global Equity Ratings	
2024/07/24		Global Equity Ratings	
2024/07/12		Global Equity Ratings	
2024/06/21		Global Equity Ratings	
2024/06/14		Global Equity Ratings	