

# ROYAL BANK OF CANADA FUTURE (RYFF) - EUX/202409

2024/09/17 18:46:12

**Price**  
**122.9882** USD

**Difference**  **-0.11% (-0.13)**

### General attributes

Symbol	RYFFU24
Exchange	Eurex
Currency	USD
Security type	Future
Underlying	ROYAL BANK OF CANADA
Maturity	09-2024
Contract size	100

### Market data

Bid (Bid size)	- USD (-)
Ask (Ask size)	- USD (-)
Open	122.9882 USD
High	122.9882 USD
Low	122.9882 USD
Close (prev. day)	123.1222 USD
Underlying	ROYAL BANK OF CANADA
Underlying price (date)	166.10 (24/09/18)
Settlement price (date)	122.99 (24/09/17)
Open Interest	0

### Performance and Risk

	6m	1Y	3Y
Perf (%)	+23.01%	+32.42%	-
Perf (abs.)	+23.01	+30.11	-
Beta	-	-	-
Volatility	17.20	17.87	-

### Futures and Options

Related Futures	-
Related Options	-











Information about previous performance does not guarantee future performance.  
Source: FactSet

### Price data

Ø price 5 days   Ø volume 5 days (pcs.)	123.0908 USD (0)
Ø price 30 days   Ø volume 30 days (pcs.)	116.9491 USD (0)
Ø price 100 days   Ø volume 100 days (pcs.)	110.1745 USD (0)
Ø price 250 days   Ø volume 250 days (pcs.)	101.0425 USD (0)
YTD High   date	124.0775 USD (2024/09/13)
YTD Low   date	97.0313 USD (2024/04/17)
52 Weeks High   date	124.0775 USD (2024/09/13)
52 Weeks Low   date	80.3888 USD (2023/10/27)

### Recent Research

on underlying		on sector	
Date		Headline	Download
2024/09/11		Global Equity Ratings	
2024/09/05		Global Equity Ratings	
2024/08/12		Global Equity Ratings	
2024/07/24		Global Equity Ratings	
2024/07/12		Global Equity Ratings	