

# ROYAL BANK OF CANADA FUTURE (RYFF) - EUX/202409

2024/08/30 18:37:12

Price  
**120.0715** USD

Difference  -0.25% (-0.30)

### General attributes

Symbol	RYFFU24
Exchange	Eurex
Currency	USD
Security type	Future
Underlying	ROYAL BANK OF CANADA
Maturity	09-2024
Contract size	100

### Market data

Bid (Bid size)	- USD (-)
Ask (Ask size)	- USD (-)
Open	120.0715 USD
High	120.0715 USD
Low	120.0715 USD
Close (prev. day)	120.375 USD
Underlying	ROYAL BANK OF CANADA
Underlying price (date)	162.98 (24/08/30)
Settlement price (date)	120.07 (24/08/30)
Open Interest	0

### Performance and Risk

	6m	1Y	3Y
Perf (%)	+23.36%	+29.25%	-
Perf (abs.)	+22.74	+27.17	-
Beta	-	-	-
Volatility	17.17	17.85	-

### Futures and Options

Related Futures	-
Related Options	-











Information about previous performance does not guarantee future performance.  
Source: FactSet

### Price data

Ø price 5 days   Ø volume 5 days (pcs.)	118.5545 USD (0)
Ø price 30 days   Ø volume 30 days (pcs.)	112.1741 USD (0)
Ø price 100 days   Ø volume 100 days (pcs.)	107.3480 USD (0)
Ø price 250 days   Ø volume 250 days (pcs.)	99.5746 USD (0)
YTD High   date	120.3750 USD (2024/08/29)
YTD Low   date	97.0313 USD (2024/04/17)
52 Weeks High   date	120.3750 USD (2024/08/29)
52 Weeks Low   date	80.3888 USD (2023/10/27)

### Recent Research

on underlying		on sector	
Date		Headline	Download
2024/08/12		Global Equity Ratings	
2024/07/24		Global Equity Ratings	
2024/07/12		Global Equity Ratings	
2024/06/21		Global Equity Ratings	
2024/06/14		Global Equity Ratings	