

## EFG INTERNATIONAL AG FUTURE (EFGF) - EUX/202409

2024/07/18 18:33:52

Price  
**13.3484** CHFDifference  -0.15% (-0.02)

## General attributes

|               |                      |
|---------------|----------------------|
| Symbol        | EFGFU24              |
| Exchange      | Eurex                |
| Currency      | CHF                  |
| Security type | Future               |
| Underlying    | EFG INTERNATIONAL AG |
| Maturity      | 09-2024              |
| Contract size | 100                  |

## Market data

|                         |                      |
|-------------------------|----------------------|
| Bid (Bid size)          | - CHF (-)            |
| Ask (Ask size)          | - CHF (-)            |
| Open                    | 13.3484 CHF          |
| High                    | 13.3484 CHF          |
| Low                     | 13.3484 CHF          |
| Close (prev. day)       | 13.3687 CHF          |
| Underlying              | EFG INTERNATIONAL AG |
| Underlying price (date) | 13.32 (24/07/18)     |
| Settlement price (date) | 13.35 (24/07/18)     |
| Open Interest           | 0                    |

## Performance and Risk

|             | 6m      | 1Y | 3Y |
|-------------|---------|----|----|
| Perf (%)    | +29.70% | -  | -  |
| Perf (abs.) | +3.06   | -  | -  |
| Beta        | -       | -  | -  |
| Volatility  | 25.97   | -  | -  |

## Futures and Options

|                 |   |
|-----------------|---|
| Related Futures | - |
| Related Options | - |










Information about previous performance does not guarantee future performance.  
Source: FactSet

## Price data

|   |                          |
|---|--------------------------|
| Ø price 5 days   Ø volume 5 days (pcs.)     | 13.3977 CHF (0)          |
| Ø price 30 days   Ø volume 30 days (pcs.)   | 13.2145 CHF (0)          |
| Ø price 100 days   Ø volume 100 days (pcs.) | 12.0934 CHF (0)          |
| Ø price 250 days   Ø volume 250 days (pcs.) | - CHF (-)                |
| YTD High   date                             | 13.6163 CHF (2024/07/04) |
| YTD Low   date                              | 10.1085 CHF (2024/01/23) |
| 52 Weeks High   date                        | - CHF (-)                |
| 52 Weeks Low   date                         | - CHF (-)                |

## Recent Research

| on sector  |   | on market                   |   |
|------------|---|-----------------------------|---|
| Date       |   | Headline                    | Download  |
| 2024/07/18 |  | Akciové trhy - denní zpráva |  |
| 2024/07/17 |  | Akciové trhy - denní zpráva |  |
| 2024/07/16 |  | Akciové trhy - denní zpráva |  |
| 2024/07/15 |  | Akciové trhy - denní zpráva |  |
| 2024/07/12 |  | Global Equity Ratings       |  |

5Y