

# UNITED AIRLINES HOLDINGS INC. FUTURE (UALF) - EUX/202409

2024/05/02 18:24:16

Price  
**52.4695** USD

Difference  -2.03% (-1.09)

### General attributes

Symbol	UALFU24
Exchange	Eurex
Currency	USD
Security type	Future
Underlying	UNITED AIRLINES HOLDINGS INC.
Maturity	09-2024
Contract size	100

### Market data

Bid (Bid size)	- USD (-)
Ask (Ask size)	- USD (-)
Open	52.4695 USD
High	52.4695 USD
Low	52.4695 USD
Close (prev. day)	53.5557 USD
Underlying	UNITED AIRLINES HOLDINGS INC.
Underlying price (date)	51.57 (24/05/02)
Settlement price (date)	52.47 (24/05/02)
Open Interest	0

### Performance and Risk

	6m	1Y	3Y
Perf (%)	+48.40%	-	-
Perf (abs.)	+17.47	-	-
Beta	-	-	-
Volatility	42.66	-	-

### Futures and Options

Related Futures	-
Related Options	-












Information about previous performance does not guarantee future performance.  
Source: FactSet

### Price data

Ø price 5 days   Ø volume 5 days (pcs.)	53.5401 USD (0)
Ø price 30 days   Ø volume 30 days (pcs.)	48.0427 USD (0)
Ø price 100 days   Ø volume 100 days (pcs.)	45.0145 USD (0)
Ø price 250 days   Ø volume 250 days (pcs.)	- USD (-)
YTD High   date	55.3584 USD (2024/04/23)
YTD Low   date	39.6076 USD (2024/01/17)
52 Weeks High   date	- USD (-)
52 Weeks Low   date	- USD (-)

### Recent Research

on sector	on market		
Date		Headline	Download
2024/04/26		Global Equity Ratings	
2024/04/03		Global Equity Ratings	
2024/03/13		Global Equity Ratings	
2024/02/22		Global Equity Ratings	
2024/02/14		Global Equity Ratings	