

KESKO OY FUTURE (KEKG) - EUX/202409

2024/09/18 18:40:59

Price
18.1839 EUR

Difference  **-0.34% (-0.06)**

General attributes

Symbol	KEKGU24
Exchange	Eurex
Currency	EUR
Security type	Future
Underlying	KESKO OYJ CLASS B
Maturity	09-2024
Contract size	100

Market data

Bid (Bid size)	- EUR (-)
Ask (Ask size)	- EUR (-)
Open	18.1839 EUR
High	18.1839 EUR
Low	18.1839 EUR
Close (prev. day)	18.2459 EUR
Underlying	KESKO OYJ CLASS B
Underlying price (date)	18.18 (24/09/18)
Settlement price (date)	18.18 (24/09/18)
Open Interest	0

Performance and Risk

	6m	1Y	3Y
Perf (%)	+7.53%	+4.50%	-
Perf (abs.)	+1.28	+0.79	-
Beta	-	-	-
Volatility	20.27	22.36	-

Futures and Options

Related Futures	-
Related Options	-







Information about previous performance does not guarantee future performance.
Source: FactSet

Price data

Ø price 5 days Ø volume 5 days (pcs.)	18.2021 EUR (0)
Ø price 30 days Ø volume 30 days (pcs.)	18.1021 EUR (0)
Ø price 100 days Ø volume 100 days (pcs.)	17.0023 EUR (0)
Ø price 250 days Ø volume 250 days (pcs.)	16.8977 EUR (0)
YTD High date	18.7636 EUR (2024/01/30)
YTD Low date	15.8705 EUR (2024/04/25)
52 Weeks High date	18.7636 EUR (2024/01/30)
52 Weeks Low date	14.6224 EUR (2023/10/25)

Recent Research

on sector		on market	
Date		Headline	Download
2024/09/11		Global Equity Ratings	
2024/09/05		Global Equity Ratings	
2024/08/12		Global Equity Ratings	
2024/07/24		Global Equity Ratings	
2024/07/12		Global Equity Ratings	