

# EXPEDIA GROUP INC. FUTURE (EXDF) - EUX/202409

2024/08/07 18:43:10

Price  
**115.8022** USD

Difference  -0.44% (-0.51)

### General attributes

Symbol	EXDFU24
Exchange	Eurex
Currency	USD
Security type	Future
Underlying	EXPEDIA GROUP INC
Maturity	09-2024
Contract size	100

### Market data

Bid (Bid size)	- USD (-)
Ask (Ask size)	- USD (-)
Open	115.8022 USD
High	115.8022 USD
Low	115.8022 USD
Close (prev. day)	116.3108 USD
Underlying	EXPEDIA GROUP INC
Underlying price (date)	113.462 (24/08/07)
Settlement price (date)	115.80 (24/08/07)
Open Interest	0

### Performance and Risk

	6m	1Y	3Y
Perf (%)	-26.76%	-	-
Perf (abs.)	-42.51	-	-
Beta	-	-	-
Volatility	42.34	-	-

### Futures and Options

Related Futures	-
Related Options	-

5Y







Information about previous performance does not guarantee future performance.  
Source: FactSet

### Price data

Ø price 5 days   Ø volume 5 days (pcs.)	119.6142 USD (0)
Ø price 30 days   Ø volume 30 days (pcs.)	128.3506 USD (0)
Ø price 100 days   Ø volume 100 days (pcs.)	127.5117 USD (0)
Ø price 250 days   Ø volume 250 days (pcs.)	- USD (-)
YTD High   date	162.2404 USD (2024/02/08)
YTD Low   date	110.8174 USD (2024/05/29)
52 Weeks High   date	- USD (-)
52 Weeks Low   date	- USD (-)

### Recent Research

on sector		on market	
Date		Headline	Download
2024/07/24		Global Equity Ratings	
2024/07/12		Global Equity Ratings	
2024/06/21		Global Equity Ratings	
2024/06/14		Global Equity Ratings	
2024/05/29		Global Equity Ratings	