

# ROYAL CARRIBEAN CRUISES GROUP FUTURE (RCLF) - EUX/202409

2024/07/17 18:46:10

Price  
**168.658** USD

Difference  -2.37% (-4.10)

### General attributes

Symbol	RCLFU24
Exchange	Eurex
Currency	USD
Security type	Future
Underlying	ROYAL CARIBBEAN CRUISES LTD
Maturity	09-2024
Contract size	100

### Market data

Bid (Bid size)	- USD (-)
Ask (Ask size)	- USD (-)
Open	168.658 USD
High	168.658 USD
Low	168.658 USD
Close (prev. day)	172.756 USD
Underlying	ROYAL CARIBBEAN CRUISES LTD
Underlying price (date)	164.46 (24/07/17)
Settlement price (date)	168.66 (24/07/17)
Open Interest	0

### Performance and Risk

	6m	1Y	3Y
Perf (%)	+32.55%	-	-
Perf (abs.)	+41.42	-	-
Beta	-	-	-
Volatility	30.17	-	-

### Futures and Options

Related Futures	-
Related Options	-









Information about previous performance does not guarantee future performance.  
Source: FactSet

### Price data

Ø price 5 days   Ø volume 5 days (pcs.)	168.158 USD (0)
Ø price 30 days   Ø volume 30 days (pcs.)	159.061 USD (0)
Ø price 100 days   Ø volume 100 days (pcs.)	145.336 USD (0)
Ø price 250 days   Ø volume 250 days (pcs.)	- USD (-)
YTD High   date	172.756 USD (2024/07/16)
YTD Low   date	117.665 USD (2024/02/20)
52 Weeks High   date	- USD (-)
52 Weeks Low   date	- USD (-)

### Recent Research

on sector	on market	Date	Headline	Download
		2024/07/12	 Global Equity Ratings	
		2024/06/21	 Global Equity Ratings	
		2024/06/14	 Global Equity Ratings	
		2024/05/29	 Global Equity Ratings	
		2024/04/26	 Global Equity Ratings	