

# KGHM POLSKA MIEDZ S.A. FUTURE (KGHF) - EUX/202409

2024/07/18 18:34:11

**Price**  
**33.3795** EUR

**Difference**  **-2.04% (-0.70)**

### General attributes

Symbol	KGHFU24
Exchange	Eurex
Currency	EUR
Security type	Future
Underlying	KGHM POLSKA MIEDZ SA
Maturity	09-2024
Contract size	100

### Market data

Bid (Bid size)	- EUR (-)
Ask (Ask size)	- EUR (-)
Open	33.3795 EUR
High	33.3795 EUR
Low	33.3795 EUR
Close (prev. day)	34.0751 EUR
Underlying	KGHM POLSKA MIEDZ SA
Underlying price (date)	32.96 (24/07/18)
Settlement price (date)	33.38 (24/07/18)
Open Interest	0

### Performance and Risk

	6m	1Y	3Y
Perf (%)	+38.96%	-	-
Perf (abs.)	+9.36	-	-
Beta	-	-	-
Volatility	39.25	-	-

### Futures and Options

Related Futures	-
Related Options	-

5Y









Information about previous performance does not guarantee future performance.  
Source: FactSet

### Price data

Ø price 5 days   Ø volume 5 days (pcs.)	35.0309 EUR (0)
Ø price 30 days   Ø volume 30 days (pcs.)	34.4647 EUR (0)
Ø price 100 days   Ø volume 100 days (pcs.)	32.2210 EUR (0)
Ø price 250 days   Ø volume 250 days (pcs.)	- EUR (-)
YTD High   date	40.1387 EUR (2024/05/20)
YTD Low   date	23.9892 EUR (2024/01/17)
52 Weeks High   date	- EUR (-)
52 Weeks Low   date	- EUR (-)

### Recent Research

on sector		on market	
Date		Headline	Download
2024/07/18		Akciové trhy - denní zpráva	
2024/07/17		Akciové trhy - denní zpráva	
2024/07/16		Akciové trhy - denní zpráva	
2024/07/15		Akciové trhy - denní zpráva	
2024/07/12		Global Equity Ratings	