

# VIACOMCBS INC. FUTURE (CBSF) - EUX/202409

2024/07/29 18:35:11

**Price**  
**11.2764** USD

**Difference**  **-0.13% (-0.01)**

### General attributes

Symbol	CBSFU24
Exchange	Eurex
Currency	USD
Security type	Future
Underlying	PARAMOUNT GLOBAL CL 'B'
Maturity	09-2024
Contract size	100

### Market data

Bid (Bid size)	- USD (-)
Ask (Ask size)	- USD (-)
Open	11.2764 USD
High	11.2764 USD
Low	11.2764 USD
Close (prev. day)	11.2909 USD
Underlying	PARAMOUNT GLOBAL CL 'B'
Underlying price (date)	11.06 (24/07/29)
Settlement price (date)	11.28 (24/07/29)
Open Interest	0

### Performance and Risk

	6m	1Y	3Y
Perf (%)	-19.57%	-	-
Perf (abs.)	-2.74	-	-
Beta	-	-	-
Volatility	55.31	-	-

### Futures and Options

Related Futures	-
Related Options	-

5Y











Information about previous performance does not guarantee future performance.  
Source: FactSet

### Price data

Ø price 5 days   Ø volume 5 days (pcs.)	11.5335 USD (0)
Ø price 30 days   Ø volume 30 days (pcs.)	11.0818 USD (0)
Ø price 100 days   Ø volume 100 days (pcs.)	11.7165 USD (0)
Ø price 250 days   Ø volume 250 days (pcs.)	- USD (-)
YTD High   date	15.3041 USD (2024/01/08)
YTD Low   date	9.8890 USD (2024/06/18)
52 Weeks High   date	- USD (-)
52 Weeks Low   date	- USD (-)

### Recent Research

on sector		on market	
Date		Headline	Download
2024/07/24		Global Equity Ratings	
2024/07/12		Global Equity Ratings	
2024/06/21		Global Equity Ratings	
2024/06/14		Global Equity Ratings	
2024/05/29		Global Equity Ratings	