

RECKITT BENCKISER PLC FUTURE (RBF) - EUX/202409

2024/07/26 18:35:46

Price
4,446.9697 GBPDifference  2.47% (107.26)

General attributes

Symbol	RBFU24
Exchange	Eurex
Currency	GBP
Security type	Future
Underlying	RECKITT BENCKISER GROUP PLC
Maturity	09-2024
Contract size	1,000

Market data

Bid (Bid size)	- GBP (-)
Ask (Ask size)	- GBP (-)
Open	4,446.9697 GBP
High	4,446.9697 GBP
Low	4,446.9697 GBP
Close (prev. day)	4,339.706 GBP
Underlying	RECKITT BENCKISER GROUP PLC
Underlying price (date)	4,486.00 (24/07/26)
Settlement price (date)	4,446.97 (24/07/26)
Open Interest	0

Performance and Risk

	6m	1Y	3Y
Perf (%)	-21.64%	-	-
Perf (abs.)	-1,228.26	-	-
Beta	-	-	-
Volatility	38.05	-	-

Futures and Options

Related Futures	-
Related Options	-











Information about previous performance does not guarantee future performance.
Source: FactSet

Price data

Ø price 5 days Ø volume 5 days (pcs.)	4,400.5972 GBP (0)
Ø price 30 days Ø volume 30 days (pcs.)	4,327.1101 GBP (0)
Ø price 100 days Ø volume 100 days (pcs.)	4,420.2015 GBP (0)
Ø price 250 days Ø volume 250 days (pcs.)	- GBP (-)
YTD High date	5,872.4799 GBP (2024/02/26)
YTD Low date	4,130.3127 GBP (2024/04/17)
52 Weeks High date	- GBP (-)
52 Weeks Low date	- GBP (-)

Recent Research

on underlying		on sector	
Date		Headline	Download
2022/05/04		Global Equity Ratings	
2022/04/27		Global Equity Ratings	
2022/04/14		Global Equity Ratings	
2022/03/29		Global Equity Ratings	
2022/03/10		Global Equity Ratings	