

## VINCI S.A. FUTURE (SQUH) - EUX/202409

2024/09/02 18:40:18

Price  
**108.508** EURDifference  0.11% (0.12)

## General attributes

Symbol	SQUHU24
Exchange	Eurex
Currency	EUR
Security type	Future
Underlying	VINCI SA
Maturity	09-2024
Contract size	100

## Market data

Bid (Bid size)	- EUR (-)
Ask (Ask size)	- EUR (-)
Open	108.508 EUR
High	108.508 EUR
Low	108.508 EUR
Close (prev. day)	108.3918 EUR
Underlying	VINCI SA
Underlying price (date)	108.15 (24/09/03)
Settlement price (date)	108.51 (24/09/02)
Open Interest	1,200

## Performance and Risk

	6m	1Y	3Y
Perf (%)	-6.90%	+4.99%	-
Perf (abs.)	-8.04	+5.16	-
Beta	-	-	-
Volatility	20.47	17.80	-

## Futures and Options

Related Futures	-
Related Options	-












5Y

Information about previous performance does not guarantee future performance.  
Source: FactSet

## Price data

Ø price 5 days   Ø volume 5 days (pcs.)	107.857 EUR (0)
Ø price 30 days   Ø volume 30 days (pcs.)	105.545 EUR (40)
Ø price 100 days   Ø volume 100 days (pcs.)	108.482 EUR (12)
Ø price 250 days   Ø volume 250 days (pcs.)	110.419 EUR (5)
YTD High   date	119.023 EUR (2024/03/27)
YTD Low   date	99.222 EUR (2024/06/14)
52 Weeks High   date	119.023 EUR (2024/03/27)
52 Weeks Low   date	99.222 EUR (2024/06/14)

## Recent Research

on underlying	on sector	on market	
Date		Headline	Download
2024/08/12		Global Equity Ratings	
2024/07/24		Global Equity Ratings	
2024/07/12		Global Equity Ratings	
2024/06/21		Global Equity Ratings	
2024/06/14		Global Equity Ratings	