

NUTRIEN LTD FUTURE (POCF) - EUX/202409

2024/07/16 18:50:51

Price
50.9752 USD

Difference  1.28% (0.65)

General attributes

Symbol	POCFU24
Exchange	Eurex
Currency	USD
Security type	Future
Underlying	NUTRIEN LTD
Maturity	09-2024
Contract size	100

Market data

Bid (Bid size)	- USD (-)
Ask (Ask size)	- USD (-)
Open	50.9752 USD
High	50.9752 USD
Low	50.9752 USD
Close (prev. day)	50.3287 USD
Underlying	NUTRIEN LTD
Underlying price (date)	50.91 (24/07/16)
Settlement price (date)	50.98 (24/07/16)
Open Interest	0

Performance and Risk

	6m	1Y	3Y
Perf (%)	+0.34%	-	-
Perf (abs.)	+0.17	-	-
Beta	-	-	-
Volatility	26.70	-	-

Futures and Options

Related Futures	-
Related Options	-

5Y










Information about previous performance does not guarantee future performance.
Source: FactSet

Price data

Ø price 5 days Ø volume 5 days (pcs.)	50.1377 USD (0)
Ø price 30 days Ø volume 30 days (pcs.)	51.9159 USD (0)
Ø price 100 days Ø volume 100 days (pcs.)	54.3542 USD (0)
Ø price 250 days Ø volume 250 days (pcs.)	- USD (-)
YTD High date	60.8637 USD (2024/05/22)
YTD Low date	48.7271 USD (2024/07/10)
52 Weeks High date	- USD (-)
52 Weeks Low date	- USD (-)

Recent Research

on sector			
Date		Headline	Download
2024/07/12		Global Equity Ratings	
2024/06/21		Global Equity Ratings	
2024/06/14		Global Equity Ratings	
2024/05/29		Global Equity Ratings	
2024/04/26		Global Equity Ratings	