

AMERICAN AIRLINES GROUP INC. FUTURE (ALFF) - EUX/202409

2024/05/13 18:36:36

Price
15.2035 USD

Difference  4.22% (0.62)

General attributes

Symbol	ALFFU24
Exchange	Eurex
Currency	USD
Security type	Future
Underlying	AMERICAN AIRLINES GROUP INC.
Maturity	09-2024
Contract size	100

Market data

Bid (Bid size)	- USD (-)
Ask (Ask size)	- USD (-)
Open	15.2035 USD
High	15.2035 USD
Low	15.2035 USD
Close (prev. day)	14.588 USD
Underlying	AMERICAN AIRLINES GROUP INC.
Underlying price (date)	15.275 (24/05/14)
Settlement price (date)	15.20 (24/05/13)
Open Interest	0

Performance and Risk

	6m	1Y	3Y
Perf (%)	+24.84%	-	-
Perf (abs.)	+3.02	-	-
Beta	-	-	-
Volatility	38.96	-	-

Futures and Options

Related Futures	-
Related Options	-










Information about previous performance does not guarantee future performance.
Source: FactSet

Price data

Ø price 5 days Ø volume 5 days (pcs.)	14.7523 USD (0)
Ø price 30 days Ø volume 30 days (pcs.)	14.2364 USD (0)
Ø price 100 days Ø volume 100 days (pcs.)	14.5749 USD (0)
Ø price 250 days Ø volume 250 days (pcs.)	- USD (-)
YTD High date	15.9642 USD (2024/02/27)
YTD Low date	13.1529 USD (2024/01/16)
52 Weeks High date	- USD (-)
52 Weeks Low date	- USD (-)

Recent Research

on sector	on market		
Date		Headline	Download
2024/04/26		Global Equity Ratings	
2024/04/03		Global Equity Ratings	
2024/03/13		Global Equity Ratings	
2024/02/22		Global Equity Ratings	
2024/02/14		Global Equity Ratings	