

# POLSKA GRUPA ENERGETYCZNA S.A. FUTURE (PGEF) - EUX/202409

2024/08/16 19:01:48

**Price**  
**1.6181** EUR  
 Difference  2.89% (0.05)

### General attributes

Symbol PGEFU24  
 Exchange Eurex  
 Currency EUR  
 Security type Future  
 Underlying PGE POLSKA GRUPA ENERGETYCZNA SA  
 Maturity 09-2024  
 Contract size 100

### Market data

Bid (Bid size) - EUR (-)  
 Ask (Ask size) - EUR (-)  
 Open 1.6181 EUR  
 High 1.6181 EUR  
 Low 1.6181 EUR  
 Close (prev. day) 1.5726 EUR  
 Underlying PGE POLSKA GRUPA ENERGETYCZNA SA  
 Underlying price (date) 1.6185 (24/08/16)  
 Settlement price (date) 1.62 (24/08/16)  
 Open Interest 0

### Performance and Risk

	6m	1Y	3Y
Perf (%)	-13.75%	-	-
Perf (abs.)	-0.26	-	-
Beta	-	-	-
Volatility	38.75	-	-

### Futures and Options

Related Futures -  
 Related Options -

5Y











Information about previous performance does not guarantee future performance.  
 Source: FactSet

### Price data

Ø price 5 days   Ø volume 5 days (pcs.)	1.5925 EUR (0)
Ø price 30 days   Ø volume 30 days (pcs.)	1.6416 EUR (0)
Ø price 100 days   Ø volume 100 days (pcs.)	1.6233 EUR (0)
Ø price 250 days   Ø volume 250 days (pcs.)	1.7530 EUR (0)
YTD High   date	2.1321 EUR (2024/02/02)
YTD Low   date	1.4026 EUR (2024/04/25)
52 Weeks High   date	- EUR (-)
52 Weeks Low   date	- EUR (-)

### Recent Research

on sector		on market	
Date		Headline	Download
2024/08/16		Akciové trhy - denní zpráva	
2024/08/15		Akciové trhy - denní zpráva	
2024/08/14		Akciové trhy - denní zpráva	
2024/08/13		Akciové trhy - denní zpráva	
2024/08/12		Global Equity Ratings	