

# GEBERIT AG FUTURE (GBRI) - EUX/202409

2024/07/18 18:34:00

Price  
**562.9972** CHF

Difference  1.08% (6.00)

### General attributes

Symbol	GBRIU24
Exchange	Eurex
Currency	CHF
Security type	Future
Underlying	GEBERIT AG
Maturity	09-2024
Contract size	100

### Market data

Bid (Bid size)	- CHF (-)
Ask (Ask size)	- CHF (-)
Open	562.9972 CHF
High	562.9972 CHF
Low	562.9972 CHF
Close (prev. day)	556.9961 CHF
Underlying	GEBERIT AG
Underlying price (date)	561.80 (24/07/18)
Settlement price (date)	563.00 (24/07/18)
Open Interest	935

### Performance and Risk

	6m	1Y	3Y
Perf (%)	+17.03%	-	-
Perf (abs.)	+81.91	-	-
Beta	-	-	-
Volatility	18.54	-	-

### Futures and Options

Related Futures	-
Related Options	-






Information about previous performance does not guarantee future performance.  
Source: FactSet

### Price data

Ø price 5 days   Ø volume 5 days (pcs.)	557.9557 CHF (0)
Ø price 30 days   Ø volume 30 days (pcs.)	546.0105 CHF (31)
Ø price 100 days   Ø volume 100 days (pcs.)	532.3262 CHF (9)
Ø price 250 days   Ø volume 250 days (pcs.)	- CHF (-)
YTD High   date	571.4260 CHF (2024/05/24)
YTD Low   date	481.0832 CHF (2024/01/18)
52 Weeks High   date	- CHF (-)
52 Weeks Low   date	- CHF (-)

### Recent Research

on underlying	on sector	on market	
Date		Headline	Download
2022/12/19		Global Equity Ratings	
2022/11/28		Global Equity Ratings	
2022/11/18		Global Equity Ratings	
2022/10/31		Global Equity Ratings	
2022/10/05		Global Equity Ratings	