

GEBERIT AG FUTURE (GBRI) - EUX/202409

2024/05/10 18:29:20

Price
553.3763 CHF

Difference  0.18% (0.97)

General attributes

Symbol	GBRIU24
Exchange	Eurex
Currency	CHF
Security type	Future
Underlying	GEBERIT AG
Maturity	09-2024
Contract size	100

Market data

Bid (Bid size)	- CHF (-)
Ask (Ask size)	- CHF (-)
Open	553.3763 CHF
High	553.3763 CHF
Low	553.3763 CHF
Close (prev. day)	552.4036 CHF
Underlying	GEBERIT AG
Underlying price (date)	550.60 (24/05/10)
Settlement price (date)	553.38 (24/05/10)
Open Interest	0

Performance and Risk

	6m	1Y	3Y
Perf (%)	+21.38%	-	-
Perf (abs.)	+97.49	-	-
Beta	-	-	-
Volatility	22.99	-	-

Futures and Options

Related Futures	-
Related Options	-












5Y

Information about previous performance does not guarantee future performance.
Source: FactSet

Price data

Ø price 5 days Ø volume 5 days (pcs.)	543.6062 CHF (0)
Ø price 30 days Ø volume 30 days (pcs.)	509.4736 CHF (0)
Ø price 100 days Ø volume 100 days (pcs.)	510.4151 CHF (0)
Ø price 250 days Ø volume 250 days (pcs.)	- CHF (-)
YTD High date	553.3763 CHF (2024/05/10)
YTD Low date	481.0832 CHF (2024/01/18)
52 Weeks High date	- CHF (-)
52 Weeks Low date	- CHF (-)

Recent Research

on underlying	on sector	on market	
Date		Headline	Download
2022/12/19		Global Equity Ratings	
2022/11/28		Global Equity Ratings	
2022/11/18		Global Equity Ratings	
2022/10/31		Global Equity Ratings	
2022/10/05		Global Equity Ratings	