

GEBERIT AG FUTURE (GBRI) - EUX/202409

2024/04/26 18:31:16

Price
498.2745 CHF

Difference  2.54% (12.36)

General attributes

Symbol	GBRIU24
Exchange	Eurex
Currency	CHF
Security type	Future
Underlying	GEBERIT AG
Maturity	09-2024
Contract size	100

Market data

Bid (Bid size)	- CHF (-)
Ask (Ask size)	- CHF (-)
Open	498.2745 CHF
High	498.2745 CHF
Low	498.2745 CHF
Close (prev. day)	485.9145 CHF
Underlying	GEBERIT AG
Underlying price (date)	497.10 (24/04/29)
Settlement price (date)	498.27 (24/04/26)
Open Interest	0

Performance and Risk

	6m	1Y	3Y
Perf (%)	+20.38%	-	-
Perf (abs.)	+84.37	-	-
Beta	-	-	-
Volatility	25.85	-	-

Futures and Options

Related Futures	-
Related Options	-

5Y











Information about previous performance does not guarantee future performance.
Source: FactSet

Price data

Ø price 5 days Ø volume 5 days (pcs.)	491.7290 CHF (0)
Ø price 30 days Ø volume 30 days (pcs.)	510.0710 CHF (0)
Ø price 100 days Ø volume 100 days (pcs.)	508.5765 CHF (0)
Ø price 250 days Ø volume 250 days (pcs.)	- CHF (-)
YTD High date	538.9447 CHF (2024/03/21)
YTD Low date	481.0832 CHF (2024/01/18)
52 Weeks High date	- CHF (-)
52 Weeks Low date	- CHF (-)

Recent Research

on underlying	on sector	on market	
Date		Headline	Download
2022/12/19		Global Equity Ratings	
2022/11/28		Global Equity Ratings	
2022/11/18		Global Equity Ratings	
2022/10/31		Global Equity Ratings	
2022/10/05		Global Equity Ratings	