

# ANDRITZ AG FUTURE (ANDF) - EUX/202409

2024/07/12 18:57:47

Price  
**57.8955** EUR

Difference  2.12% (1.20)

### General attributes

Symbol	ANDFU24
Exchange	Eurex
Currency	EUR
Security type	Future
Underlying	ANDRITZ AG
Maturity	09-2024
Contract size	100

### Market data

Bid (Bid size)	- EUR (-)
Ask (Ask size)	- EUR (-)
Open	57.8955 EUR
High	57.8955 EUR
Low	57.8955 EUR
Close (prev. day)	56.6924 EUR
Underlying	ANDRITZ AG
Underlying price (date)	57.45 (24/07/12)
Settlement price (date)	57.90 (24/07/12)
Open Interest	0

### Performance and Risk

	6m	1Y	3Y
Perf (%)	+7.52%	-	-
Perf (abs.)	+4.05	-	-
Beta	-	-	-
Volatility	23.46	-	-

### Futures and Options

Related Futures	-
Related Options	-

5Y








Information about previous performance does not guarantee future performance.  
Source: FactSet

### Price data

Ø price 5 days   Ø volume 5 days (pcs.)	57.0918 EUR (0)
Ø price 30 days   Ø volume 30 days (pcs.)	58.0993 EUR (0)
Ø price 100 days   Ø volume 100 days (pcs.)	57.3005 EUR (0)
Ø price 250 days   Ø volume 250 days (pcs.)	- EUR (-)
YTD High   date	61.4279 EUR (2024/06/13)
YTD Low   date	52.0584 EUR (2024/04/26)
52 Weeks High   date	- EUR (-)
52 Weeks Low   date	- EUR (-)

### Recent Research

on sector		on market	
Date		Headline	Download
2024/07/12		Global Equity Ratings	
2024/06/21		Global Equity Ratings	
2024/06/14		Global Equity Ratings	
2024/05/29		Global Equity Ratings	
2024/04/26		Global Equity Ratings	