

ANDRITZ AG FUTURE (ANDF) - EUX/202409

2024/06/03 18:34:03

Price
56.9964 EUR

Difference  2.51% (1.40)

General attributes

Symbol	ANDFU24
Exchange	Eurex
Currency	EUR
Security type	Future
Underlying	ANDRITZ AG
Maturity	09-2024
Contract size	100

Market data

Bid (Bid size)	- EUR (-)
Ask (Ask size)	- EUR (-)
Open	56.9964 EUR
High	56.9964 EUR
Low	56.9964 EUR
Close (prev. day)	55.6003 EUR
Underlying	ANDRITZ AG
Underlying price (date)	56.60 (24/06/04)
Settlement price (date)	57.00 (24/06/03)
Open Interest	0

Performance and Risk

	6m	1Y	3Y
Perf (%)	+13.02%	-	-
Perf (abs.)	+6.57	-	-
Beta	-	-	-
Volatility	22.40	-	-

Futures and Options

Related Futures	-
Related Options	-

5Y












Information about previous performance does not guarantee future performance.
Source: FactSet

Price data

Ø price 5 days Ø volume 5 days (pcs.)	55.6331 EUR (0)
Ø price 30 days Ø volume 30 days (pcs.)	54.8800 EUR (0)
Ø price 100 days Ø volume 100 days (pcs.)	56.9219 EUR (0)
Ø price 250 days Ø volume 250 days (pcs.)	- EUR (-)
YTD High date	61.1345 EUR (2024/02/22)
YTD Low date	52.0584 EUR (2024/04/26)
52 Weeks High date	- EUR (-)
52 Weeks Low date	- EUR (-)

Recent Research

on sector		on market	
Date		Headline	Download
2024/05/29		Global Equity Ratings	
2024/04/26		Global Equity Ratings	
2024/04/03		Global Equity Ratings	
2024/03/13		Global Equity Ratings	
2024/02/22		Global Equity Ratings	