

## FRESENIUS SE &amp; CO. KGAA FUTURE (FREH) - EUX/202409

2024/05/03 18:32:51

Price  
**28.3664** EURDifference  -0.08% (-0.02)

## General attributes

Symbol	FREHU24
Exchange	Eurex
Currency	EUR
Security type	Future
Underlying	FRESENIUS SE & CO. KGAA
Maturity	09-2024
Contract size	100

## Market data

Bid (Bid size)	- EUR (-)
Ask (Ask size)	- EUR (-)
Open	28.3664 EUR
High	28.3664 EUR
Low	28.3664 EUR
Close (prev. day)	28.3891 EUR
Underlying	FRESENIUS SE & CO. KGAA
Underlying price (date)	27.95 (24/05/03)
Settlement price (date)	28.37 (24/05/03)
Open Interest	0

## Performance and Risk

	6m	1Y	3Y
Perf (%)	+9.45%	-	-
Perf (abs.)	+2.45	-	-
Beta	-	-	-
Volatility	22.97	-	-

## Futures and Options

Related Futures	-
Related Options	-












Information about previous performance does not guarantee future performance.  
Source: FactSet

## Price data

Ø price 5 days   Ø volume 5 days (pcs.)	28.1790 EUR (0)
Ø price 30 days   Ø volume 30 days (pcs.)	26.4677 EUR (0)
Ø price 100 days   Ø volume 100 days (pcs.)	27.1170 EUR (0)
Ø price 250 days   Ø volume 250 days (pcs.)	- EUR (-)
YTD High   date	29.8823 EUR (2024/01/04)
YTD Low   date	25.0123 EUR (2024/03/25)
52 Weeks High   date	- EUR (-)
52 Weeks Low   date	- EUR (-)

## Recent Research

on underlying	on sector	on market		
Date			Headline	Download
2022/05/04			Global Equity Ratings	
2022/04/27			Global Equity Ratings	
2022/04/14			Global Equity Ratings	
2022/03/29			Global Equity Ratings	
2022/03/10			Global Equity Ratings	