

## RYANAIR HOLDINGS PLC FUTURE (RY4I) - EUX/202409

2024/09/17 18:46:12

Price  
**16.2302** EURDifference  6.10% (0.93)

## General attributes

Symbol	RY4IU24
Exchange	Eurex
Currency	EUR
Security type	Future
Underlying	RYANAIR HOLDINGS
Maturity	09-2024
Contract size	100

## Market data

Bid (Bid size)	- EUR (-)
Ask (Ask size)	- EUR (-)
Open	16.2302 EUR
High	16.2302 EUR
Low	16.2302 EUR
Close (prev. day)	15.2966 EUR
Underlying	RYANAIR HOLDINGS
Underlying price (date)	1,390.00 (24/09/18)
Settlement price (date)	16.23 (24/09/17)
Open Interest	0

## Performance and Risk

	6m	1Y	3Y
Perf (%)	-22.24%	-6.37%	-
Perf (abs.)	-4.64	-1.10	-
Beta	-	-	-
Volatility	40.56	33.35	-

## Futures and Options

Related Futures	-
Related Options	-

5Y












Information about previous performance does not guarantee future performance.  
Source: FactSet

## Price data

Ø price 5 days   Ø volume 5 days (pcs.)	15.5983 EUR (0)
Ø price 30 days   Ø volume 30 days (pcs.)	15.3426 EUR (0)
Ø price 100 days   Ø volume 100 days (pcs.)	16.5375 EUR (0)
Ø price 250 days   Ø volume 250 days (pcs.)	17.9097 EUR (0)
YTD High   date	21.8076 EUR (2024/04/08)
YTD Low   date	13.5129 EUR (2024/07/23)
52 Weeks High   date	21.8076 EUR (2024/04/08)
52 Weeks Low   date	13.5129 EUR (2024/07/23)

## Recent Research

on underlying	on sector	on market	
Date		Headline	Download
2024/09/11		Global Equity Ratings	
2024/09/05		Global Equity Ratings	
2024/08/12		Global Equity Ratings	
2024/07/24		Global Equity Ratings	
2024/07/12		Global Equity Ratings	