

CTS EVENTIM AG & CO. KGAA FUTURE (EVDF) - EUX/202409

2024/07/16 18:50:16

Price
80.5848 EUR

Difference  -0.57% (-0.46)

General attributes

Symbol	EVDFU24
Exchange	Eurex
Currency	EUR
Security type	Future
Underlying	CTS EVENTIM AG & CO. KGAA
Maturity	09-2024
Contract size	100

Market data

Bid (Bid size)	- EUR (-)
Ask (Ask size)	- EUR (-)
Open	80.5848 EUR
High	80.5848 EUR
Low	80.5848 EUR
Close (prev. day)	81.047 EUR
Underlying	CTS EVENTIM AG & CO. KGAA
Underlying price (date)	79.65 (24/07/17)
Settlement price (date)	80.58 (24/07/16)
Open Interest	0

Performance and Risk

	6m	1Y	3Y
Perf (%)	+30.18%	-	-
Perf (abs.)	+18.68	-	-
Beta	-	-	-
Volatility	27.88	-	-

Futures and Options

Related Futures	-
Related Options	-

5Y








Information about previous performance does not guarantee future performance.
Source: FactSet

Price data

Ø price 5 days Ø volume 5 days (pcs.)	79.4037 EUR (0)
Ø price 30 days Ø volume 30 days (pcs.)	79.4698 EUR (0)
Ø price 100 days Ø volume 100 days (pcs.)	80.1089 EUR (0)
Ø price 250 days Ø volume 250 days (pcs.)	- EUR (-)
YTD High date	85.8003 EUR (2024/04/08)
YTD Low date	59.8527 EUR (2024/01/11)
52 Weeks High date	- EUR (-)
52 Weeks Low date	- EUR (-)

Recent Research

on sector		on market	
Date		Headline	Download
2024/07/12		Global Equity Ratings	
2024/06/21		Global Equity Ratings	
2024/06/14		Global Equity Ratings	
2024/05/29		Global Equity Ratings	
2024/04/26		Global Equity Ratings	