

# COVIVIO S.A. FUTURE (FDRF) - EUX/202409

2024/07/26 18:35:15

Price  
**46.6675** EUR

Difference  -0.14% (-0.07)

### General attributes

Symbol	FDRFU24
Exchange	Eurex
Currency	EUR
Security type	Future
Underlying	COVIVIO SA
Maturity	09-2024
Contract size	100

### Market data

Bid (Bid size)	- EUR (-)
Ask (Ask size)	- EUR (-)
Open	46.6675 EUR
High	46.6675 EUR
Low	46.6675 EUR
Close (prev. day)	46.733 EUR
Underlying	COVIVIO SA
Underlying price (date)	46.38 (24/07/26)
Settlement price (date)	46.67 (24/07/26)
Open Interest	0

### Performance and Risk

	6m	1Y	3Y
Perf (%)	+5.22%	-	-
Perf (abs.)	+2.31	-	-
Beta	-	-	-
Volatility	26.92	-	-

### Futures and Options

Related Futures	-
Related Options	-

5Y












Information about previous performance does not guarantee future performance.  
Source: FactSet

### Price data

Ø price 5 days   Ø volume 5 days (pcs.)	46.5772 EUR (0)
Ø price 30 days   Ø volume 30 days (pcs.)	46.0826 EUR (0)
Ø price 100 days   Ø volume 100 days (pcs.)	46.1628 EUR (0)
Ø price 250 days   Ø volume 250 days (pcs.)	- EUR (-)
YTD High   date	51.4021 EUR (2024/05/22)
YTD Low   date	38.0465 EUR (2024/03/01)
52 Weeks High   date	- EUR (-)
52 Weeks Low   date	- EUR (-)

### Recent Research

on sector		on market	
Date		Headline	Download
2024/07/24		Global Equity Ratings	
2024/07/12		Global Equity Ratings	
2024/06/21		Global Equity Ratings	
2024/06/14		Global Equity Ratings	
2024/05/29		Global Equity Ratings	