

ACS, ACT.DE CONSTR.Y SERV. SA FUTURE (OCIG) - EUX/202409

2024/07/15 18:41:32

Price
39.511 EUR

Difference  -0.39% (-0.15)

General attributes

Symbol	OCIGU24
Exchange	Eurex
Currency	EUR
Security type	Future
Underlying	ACS ACTIVIDADES DE CONSTRUCCIÓN Y SERVICIOS SA
Maturity	09-2024
Contract size	100

Market data

Bid (Bid size)	- EUR (-)
Ask (Ask size)	- EUR (-)
Open	39.511 EUR
High	39.511 EUR
Low	39.511 EUR
Close (prev. day)	39.6652 EUR
Underlying	ACS ACTIVIDADES DE CONSTRUCCIÓN Y SERVICIOS SA
Underlying price (date)	39.22 (24/07/15)
Settlement price (date)	39.51 (24/07/15)
Open Interest	0

Performance and Risk

	6m	1Y	3Y
Perf (%)	+0.31%	-	-
Perf (abs.)	+0.12	-	-
Beta	-	-	-
Volatility	23.08	-	-

Futures and Options

Related Futures	-
Related Options	-

5Y











Information about previous performance does not guarantee future performance.
Source: FactSet

Price data

Ø price 5 days Ø volume 5 days (pcs.)	39.357 EUR (0)
Ø price 30 days Ø volume 30 days (pcs.)	39.230 EUR (0)
Ø price 100 days Ø volume 100 days (pcs.)	38.470 EUR (0)
Ø price 250 days Ø volume 250 days (pcs.)	- EUR (-)
YTD High date	40.725 EUR (2024/06/03)
YTD Low date	35.027 EUR (2024/01/29)
52 Weeks High date	- EUR (-)
52 Weeks Low date	- EUR (-)

Recent Research

on sector		on market	
Date		Headline	Download
2024/07/12		Global Equity Ratings	
2024/06/21		Global Equity Ratings	
2024/06/14		Global Equity Ratings	
2024/05/29		Global Equity Ratings	
2024/04/26		Global Equity Ratings	