

## GIVAUDAN AG FUTURE (GIVG) - EUX/202409

2024/09/17 18:45:56

Price  
**4,538.4394** CHFDifference  -0.42% (-19.14)

## General attributes

Symbol	GIVGU24
Exchange	Eurex
Currency	CHF
Security type	Future
Underlying	GIVAUDAN SA
Maturity	09-2024
Contract size	10

## Market data

Bid (Bid size)	- CHF (-)
Ask (Ask size)	- CHF (-)
Open	4,538.4394 CHF
High	4,538.4394 CHF
Low	4,538.4394 CHF
Close (prev. day)	4,557.5748 CHF
Underlying	GIVAUDAN SA
Underlying price (date)	4,456.00 (24/09/18)
Settlement price (date)	4,538.44 (24/09/17)
Open Interest	250

## Performance and Risk

	6m	1Y	3Y
Perf (%)	+13.65%	+57.97%	-
Perf (abs.)	+545.26	+1,665.53	-
Beta	-	-	-
Volatility	16.93	19.40	-

## Futures and Options

Related Futures	-
Related Options	-

5Y











Information about previous performance does not guarantee future performance.  
Source: FactSet

## Price data

Ø price 5 days   Ø volume 5 days (pcs.)	4,544.5078 CHF (50)
Ø price 30 days   Ø volume 30 days (pcs.)	4,315.9324 CHF (64)
Ø price 100 days   Ø volume 100 days (pcs.)	4,266.4546 CHF (37)
Ø price 250 days   Ø volume 250 days (pcs.)	3,787.9596 CHF (15)
YTD High   date	4,557.5748 CHF (2024/09/16)
YTD Low   date	3,276.9651 CHF (2024/01/23)
52 Weeks High   date	4,557.5748 CHF (2024/09/16)
52 Weeks Low   date	2,814.7457 CHF (2023/10/24)

## Recent Research

on sector		on market	
Date		Headline	Download
2024/09/11		Global Equity Ratings	
2024/09/05		Global Equity Ratings	
2024/08/12		Global Equity Ratings	
2024/07/24		Global Equity Ratings	
2024/07/12		Global Equity Ratings	