

## BEIERSDORF AG FUTURE (BEIG) - EUX/202409

2024/07/16 18:49:58

Price  
**136.843** EURDifference  -0.78% (-1.07)

## General attributes

Symbol	BEIGU24
Exchange	Eurex
Currency	EUR
Security type	Future
Underlying	BEIERSDORF AG
Maturity	09-2024
Contract size	100

## Market data

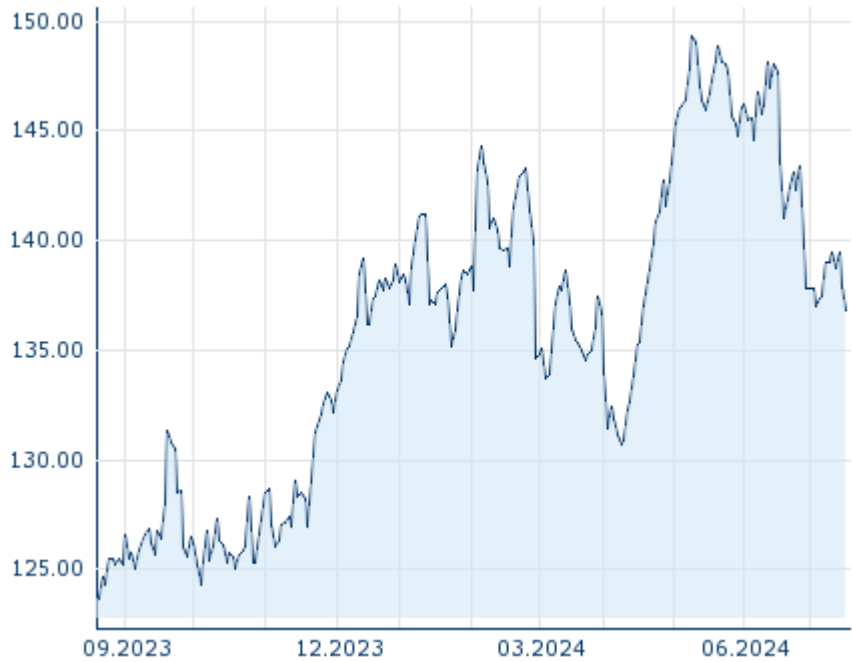
Bid (Bid size)	- EUR (-)
Ask (Ask size)	- EUR (-)
Open	136.843 EUR
High	136.843 EUR
Low	136.843 EUR
Close (prev. day)	137.9159 EUR
Underlying	BEIERSDORF AG
Underlying price (date)	137.10 (24/07/17)
Settlement price (date)	136.84 (24/07/16)
Open Interest	85

## Performance and Risk

	6m	1Y	3Y
Perf (%)	-0.29%	-	-
Perf (abs.)	-0.40	-	-
Beta	-	-	-
Volatility	15.56	-	-

## Futures and Options

Related Futures	-
Related Options	-













Information about previous performance does not guarantee future performance.  
Source: FactSet

## Price data

Ø price 5 days   Ø volume 5 days (pcs.)	138.484 EUR (0)
Ø price 30 days   Ø volume 30 days (pcs.)	141.756 EUR (3)
Ø price 100 days   Ø volume 100 days (pcs.)	140.486 EUR (1)
Ø price 250 days   Ø volume 250 days (pcs.)	- EUR (-)
YTD High   date	149.331 EUR (2024/05/10)
YTD Low   date	130.663 EUR (2024/04/09)
52 Weeks High   date	- EUR (-)
52 Weeks Low   date	- EUR (-)

## Recent Research

on underlying	on sector	on market	
Date		Headline	Download
2024/07/12		Global Equity Ratings	
2024/06/21		Global Equity Ratings	
2024/06/14		Global Equity Ratings	
2024/05/29		Global Equity Ratings	
2024/04/26		Global Equity Ratings	

5Y