

BEIERSDORF AG FUTURE (BEIG) - EUX/202409

2024/06/03 18:34:08

Price
146.2588 EURDifference  0.14% (0.20)

General attributes

Symbol	BEIGU24
Exchange	Eurex
Currency	EUR
Security type	Future
Underlying	BEIERSDORF AG
Maturity	09-2024
Contract size	100

Market data

Bid (Bid size)	- EUR (-)
Ask (Ask size)	- EUR (-)
Open	146.2588 EUR
High	146.2588 EUR
Low	146.2588 EUR
Close (prev. day)	146.0584 EUR
Underlying	BEIERSDORF AG
Underlying price (date)	145.85 (24/06/04)
Settlement price (date)	146.26 (24/06/03)
Open Interest	0

Performance and Risk

	6m	1Y	3Y
Perf (%)	+9.85%	-	-
Perf (abs.)	+13.12	-	-
Beta	-	-	-
Volatility	14.94	-	-

Futures and Options

Related Futures	-
Related Options	-











5Y

Information about previous performance does not guarantee future performance.
Source: FactSet

Price data

Ø price 5 days Ø volume 5 days (pcs.)	145.6097 EUR (0)
Ø price 30 days Ø volume 30 days (pcs.)	145.4710 EUR (0)
Ø price 100 days Ø volume 100 days (pcs.)	139.7460 EUR (0)
Ø price 250 days Ø volume 250 days (pcs.)	- EUR (-)
YTD High date	149.3307 EUR (2024/05/10)
YTD Low date	130.6634 EUR (2024/04/09)
52 Weeks High date	- EUR (-)
52 Weeks Low date	- EUR (-)

Recent Research

on underlying	on sector	on market	
Date		Headline	Download
2024/05/29		Global Equity Ratings	
2024/04/26		Global Equity Ratings	
2024/04/03		Global Equity Ratings	
2024/03/13		Global Equity Ratings	
2024/02/22		Global Equity Ratings	