

BEIERSDORF AG FUTURE (BEIG) - EUX/202409

2024/05/22 18:35:58

Price
148.8888 EURDifference  0.50% (0.74)

General attributes

Symbol	BEIGU24
Exchange	Eurex
Currency	EUR
Security type	Future
Underlying	BEIERSDORF AG
Maturity	09-2024
Contract size	100

Market data

Bid (Bid size)	- EUR (-)
Ask (Ask size)	- EUR (-)
Open	148.8888 EUR
High	148.8888 EUR
Low	148.8888 EUR
Close (prev. day)	148.1475 EUR
Underlying	BEIERSDORF AG
Underlying price (date)	147.00 (24/05/22)
Settlement price (date)	148.89 (24/05/22)
Open Interest	0

Performance and Risk

	6m	1Y	3Y
Perf (%)	+14.88%	-	-
Perf (abs.)	+19.19	-	-
Beta	-	-	-
Volatility	14.82	-	-

Futures and Options

Related Futures	-
Related Options	-






















5Y

Information about previous performance does not guarantee future performance.
Source: FactSet

Price data

Ø price 5 days Ø volume 5 days (pcs.)	146.8707 EUR (0)
Ø price 30 days Ø volume 30 days (pcs.)	141.6419 EUR (0)
Ø price 100 days Ø volume 100 days (pcs.)	139.0269 EUR (0)
Ø price 250 days Ø volume 250 days (pcs.)	- EUR (-)
YTD High date	149.3307 EUR (2024/05/10)
YTD Low date	130.6634 EUR (2024/04/09)
52 Weeks High date	- EUR (-)
52 Weeks Low date	- EUR (-)

Recent Research

on underlying		on sector		on market	
Date				Headline	Download
2024/04/26				Global Equity Ratings	
2024/04/03				Global Equity Ratings	
2024/03/13				Global Equity Ratings	
2024/02/22				Global Equity Ratings	
2024/02/14				Global Equity Ratings	