

SARTORIUS AG FUTURE (SRTF) - EUX/202409

2024/09/17 18:46:16

Price
245.079 EURDifference  2.07% (4.98)

General attributes

Symbol	SRTFU24
Exchange	Eurex
Currency	EUR
Security type	Future
Underlying	SARTORIUS AG VZ
Maturity	09-2024
Contract size	100

Market data

Bid (Bid size)	- EUR (-)
Ask (Ask size)	- EUR (-)
Open	245.079 EUR
High	245.079 EUR
Low	245.079 EUR
Close (prev. day)	240.1032 EUR
Underlying	SARTORIUS AG VZ
Underlying price (date)	243.00 (24/09/18)
Settlement price (date)	245.08 (24/09/17)
Open Interest	0

Performance and Risk

	6m	1Y	3Y
Perf (%)	-33.60%	-32.19%	-
Perf (abs.)	-124.00	-116.35	-
Beta	-	-	-
Volatility	55.05	50.88	-

Futures and Options

Related Futures	-
Related Options	-












5Y

Information about previous performance does not guarantee future performance.
Source: FactSet

Price data

Ø price 5 days Ø volume 5 days (pcs.)	245.144 EUR (0)
Ø price 30 days Ø volume 30 days (pcs.)	242.680 EUR (0)
Ø price 100 days Ø volume 100 days (pcs.)	246.779 EUR (5)
Ø price 250 days Ø volume 250 days (pcs.)	291.048 EUR (2)
YTD High date	388.545 EUR (2024/03/22)
YTD Low date	205.859 EUR (2024/07/22)
52 Weeks High date	388.545 EUR (2024/03/22)
52 Weeks Low date	205.859 EUR (2024/07/22)

Recent Research

on sector		on market	
Date		Headline	Download
2024/09/11		Global Equity Ratings	
2024/09/05		Global Equity Ratings	
2024/08/12		Global Equity Ratings	
2024/07/24		Global Equity Ratings	
2024/07/12		Global Equity Ratings	