

COMPAGNIE DE SAINT-GOBAIN S.A. FUTURE (GOBG) - EUX/202409

2024/07/16 18:50:28

Price
80.0005 EUR
 Difference  1.06% (0.84)

General attributes

Symbol	GOBGU24
Exchange	Eurex
Currency	EUR
Security type	Future
Underlying	COMPAGNIE DE SAINT-GOBAIN S.A.
Maturity	09-2024
Contract size	100

Market data

Bid (Bid size)	- EUR (-)
Ask (Ask size)	- EUR (-)
Open	80.0005 EUR
High	80.0005 EUR
Low	80.0005 EUR
Close (prev. day)	79.1631 EUR
Underlying	COMPAGNIE DE SAINT-GOBAIN S.A.
Underlying price (date)	79.42 (24/07/16)
Settlement price (date)	80.00 (24/07/16)
Open Interest	2,520

Performance and Risk

	6m	1Y	3Y
Perf (%)	+25.11%	-	-
Perf (abs.)	+15.89	-	-
Beta	-	-	-
Volatility	23.76	-	-

Futures and Options

Related Futures	-
Related Options	-

5Y








Information about previous performance does not guarantee future performance.
 Source: FactSet

Price data

Ø price 5 days Ø volume 5 days (pcs.)	77.9164 EUR (0)
Ø price 30 days Ø volume 30 days (pcs.)	76.6127 EUR (84)
Ø price 100 days Ø volume 100 days (pcs.)	74.4133 EUR (175)
Ø price 250 days Ø volume 250 days (pcs.)	- EUR (-)
YTD High date	81.8934 EUR (2024/05/15)
YTD Low date	61.4541 EUR (2024/01/17)
52 Weeks High date	- EUR (-)
52 Weeks Low date	- EUR (-)

Recent Research

on sector		on market	
Date		Headline	Download
2024/07/12		Global Equity Ratings	
2024/06/21		Global Equity Ratings	
2024/06/14		Global Equity Ratings	
2024/05/29		Global Equity Ratings	
2024/04/26		Global Equity Ratings	